

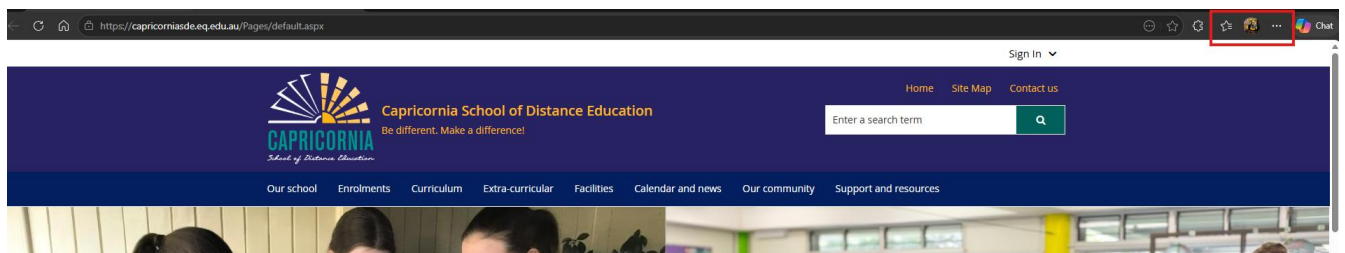
Set up – School Profile on student personal devices

Step One

Open your Microsoft Edge browser, then go to the profiles (located in the right top corner).

If it has a different account to your school account, example (Gmail/Hotmail etc)

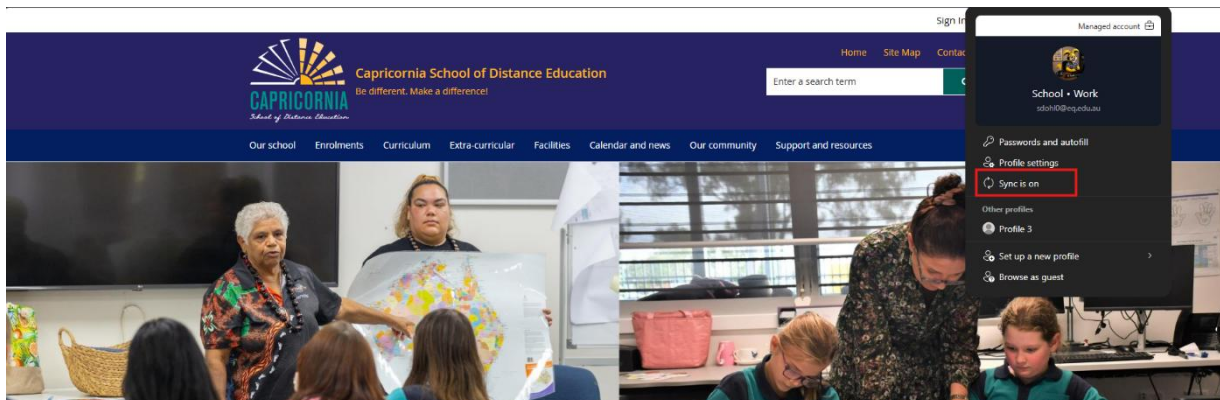
- select **“other profiles”** and then **“set up new work profile”**
- enter your **student’s EQ email** address username@eq.edu.au
- enter your student’s **password**.



Step Two

Select **Sync data** and **sign in**

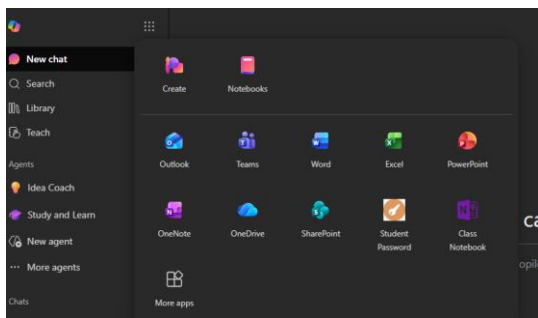
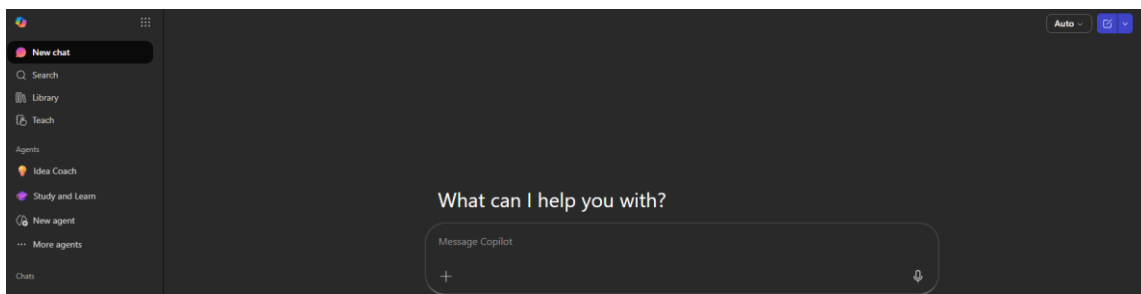
- Double check that Sync is on!



Step Three

Once you login you will now be able to **switch from One Profile to another.**

When you're accessing school sites including Office365 – <https://m365.cloud.microsoft>



Also check that you can logon to other Education sites through our website <https://capricorniasde.eq.edu.au/support-and-resources/student-resources>

If you need further support please email - it.support@caprocksde.eq.edu.au